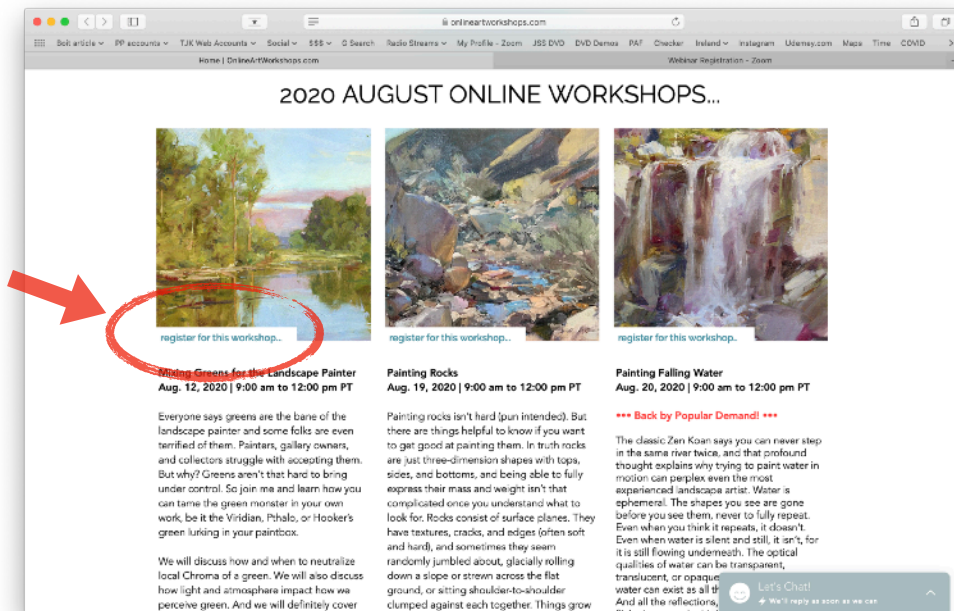


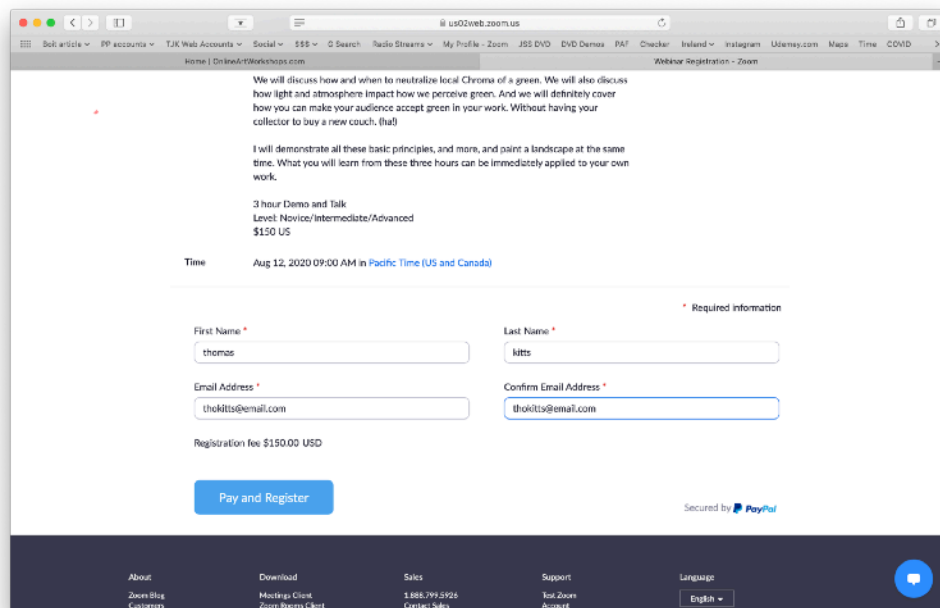


How to Register for Your Workshop | These screens are from Apple's Safari browser. Your screens may appear different on your device but the steps are the same.)

Step 1: First, choose the class you want to take and click the link. You will then be taken to my Zoom Registration page for the class. (see step 2)

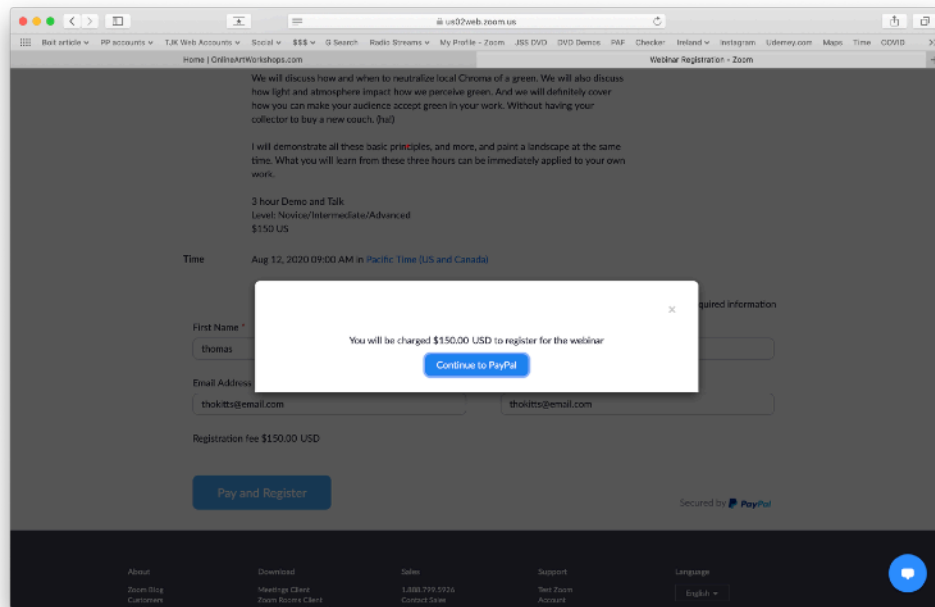


Step 2. Fill in the required fields and click the "Pay and Register" button...

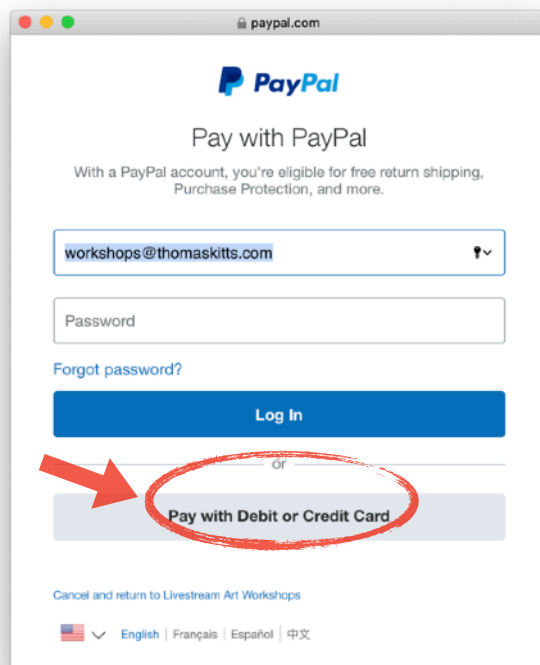




Step 3: You will then be asked to continue to my PayPal™ account...



Step 4: If you do not have a PayPal account, or prefer to use a debit or credit card, click “Pay with Debit or Credit Card”...



(Or to use a PayPal account, click “Log In”...)



Step 5: Fill in the necessary information...



Finally: After you click “Continue” your card will be charged and a confirmation email will be sent to the email you used to register. That email will contain your registration information, the workshop date & time, and an important link to click before your class begins. Please save this email where you can easily find it. If you do not see this email wait a few minutes longer and check again. If you still do not find it check your spam folder. If the email is not there contact me directly at thomas@thomaskitts.com. I receive copies of all registrations and can assist you with locating that email.

I look forward to working with you. See you soon!

Regards,

Thomas Jefferson Kitts